

Community Outcomes Panui

Issue 2
July/August 2006



Monitoring our Progress

South Waikato's Community Outcomes have been identified through consultation including household and youth surveys, hui, fono, and community workshops. While the consultation process was undertaken by Council, the resulting Community Outcome statements are not owned

by Council. They are a separate resource for all organisations to draw on. The purpose of identifying Community Outcomes is to promote better co-ordination of community resources for everyone in the District.

To read South Waikato's Community Outcomes see www.southwaikato.govt.nz/communityoutcomes.

Have your say on Draft Indicators

The attached flyer lists more than 170 Draft Indicators for monitoring progress towards South Waikato's Community Outcomes. Their selection was based on community relevance, availability, frequency and reliability. Further information about the selection process is included in this newsletter.

To have your say on the Draft Indicators, complete and return the Feedback Form or go to www.southwaikato.govt.nz/communityoutcomes. Feedback closes Friday 25 August 2006.

Future issues of this newsletter will keep you informed on progress towards South Waikato's Community Outcomes... how are we doing, who's doing what, and how to get involved.



© Chris Westinghouse




Photo by Rosalie Hodgson



Photo by Garry Brunton

**I
N
S
I
D
E** this issue:

1. Sneak Preview: The State of South Waikato's Economy
2. Indicator Workshops June 2006
3. Building Our Knowledge Base
4. South Waikato's Strategic Framework
6. Looking Ahead...

Contact details:

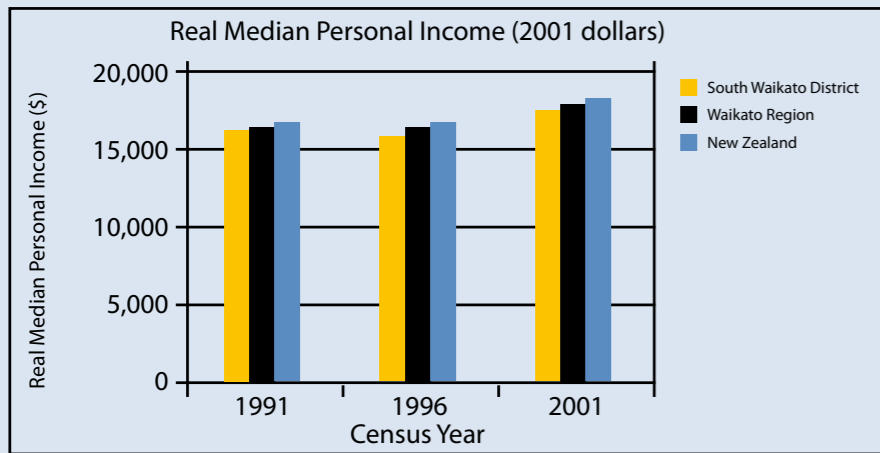
South Waikato District Council
Strategic Planning Team
Tel: 07 885 0705
strategic@southwaikato.govt.nz
www.southwaikato.govt.nz/communityoutcomes

Working better together

Sneak Preview - The State of South Waikato's Economy

Over the coming months Council staff are compiling a Draft State of the District Report to provide information on progress towards South Waikato's Community Outcomes. This will include trend information across a wide spectrum of community well-being including social, economic, environmental, cultural and urban issues. Information is currently being compiled for more than 170 Draft Indicators, including a subset of Economic Indicators. Below is a snapshot of some of the key economic trends in the District.

Real Median Personal Income



Median or "average" personal income is a summary indicator of economic well-being. Median income is highest in areas with low unemployment rates and where high-paying types of work are available. Although incomes rise naturally due to inflation, this can be factored out using the Consumers Price Index or CPI. The graph below shows that real (inflation-adjusted) median personal income in the South Waikato District increased to \$17,600 in 2001 from \$16,279 in 1991, a rise of 8.1 percent over a ten year period. In comparison the overall New Zealand real median personal income increased to \$18,500 from \$16,698 over the same period, a rise of 10.8 percent. Hence, while real incomes have risen in the South Waikato, they have also lagged behind the national average.

More recent information from the 2006 Census is expected to be available in early 2007.

Source: Statistics NZ Census (median personal income) and Reserve Bank of New Zealand (CPI)

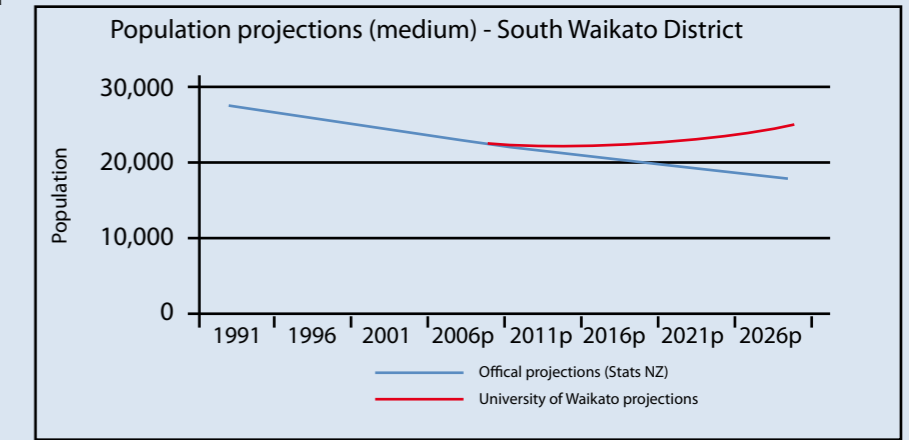
Population change

Population growth can be interpreted as both a cause and effect of economic well-being. Reversing South Waikato's population decline is a key issue if the District is to retain core services such as Tokoroa Hospital. At the time of the 2001 Census the usually resident population of the South Waikato District was 23,472, a decline of 6.2 percent since 1996. In comparison, the overall population for New Zealand increased by 3.3 percent between 1996 and 2001.

The provisional estimate from the March 2006 Census is that South Waikato's population count is 22,500. However this provisional count is only an indication of actual figures that will be available later this year. Council staff estimate that the final count will likely show a decline of 2 to 3 percent over the period 2001 to 2006. This represents a slow-down of the previous decline and may be a prelude to future growth. Forthcoming information on leading economic indicators such as building

consents will help clarify this.

As part of the recent refresh of the South Waikato Economic Strategy (*The Economic Spirit*), Council and the South Waikato Economic Development Trust commissioned future population projections from the University of Waikato. Unlike the official projections by Statistics NZ, the University projections take into account economic and social initiatives that are being proposed to improve well-being in the District. According to the University projections, South Waikato's population will decline to approximately 23,000 in 2011 and then gradually increase, returning to 25,000 by 2026 if the District's long term plans are effectively carried out.



Source: Statistics NZ and University of Waikato

Indicator Workshops June 2006

Community workshops were held during June 2006 to brainstorm indicators for monitoring progress by the community towards South Waikato's Community Outcomes. The key question in the workshops was: "How do we know when South Waikato is progressing towards Community Outcomes?" An additional workshop was held with the Mayor and Councillors on what they see as the most important indicators for the District. Economic Indicators were identified through a separate process as part of the refresh of the South Waikato Economic Strategy.

Approximately 60 people attended one or more Workshops during June 2006. Ideas were collected about outcomes and actions as well as possible progress indicators. All these ideas help give Council staff a greater insight into what local people mean by "community well-being" in the South Waikato. On the basis of the Workshop results, Draft Indicators have been distilled from an initial stock-take of 250 measures, and various additional indicators have been added to the stock-take.

Ideas from the recent round of consultation will also inform the look-and-feel of the forthcoming State of the District Report. Action-related ideas will be presented at forums including the 2006 Needs Summit. Outcome-related ideas are being used to help identify 'gaps' and possible amendments to South Waikato's Community Outcome statements. The Indicator Workshops Report can

be downloaded from www.southwaikato.govt.nz/communityoutcomes or a hard copy can be requested from Council's Strategic Planning Team.

Building our Knowledge Base

Councils and Government agencies are undertaking more consultation than ever before, and a frequent question from participants is "what happens to our ideas?". Previously the consultation information would be read, considered and then archived. However in the new planning environment it is vital that the results are retained and made available for future use. Council is therefore compiling a central store of research and consultation information which can be accessed on-line for different purposes.

Reports on the Employment Skills Survey 2004, Community Outcomes Survey 2005, Youth Survey

2005, Maori Hui 2005, Pacific Fono 2005 and Indicator Workshops 2006 are available now at: www.southwaikato.govt.nz/communityoutcomes.

This information will be referred to over the coming year as input into South Waikato's Youth Strategy, Leisure Strategy and Arts and Culture Strategy. It may also be useful for other agencies such as health and social service organisations.

Council also wishes to compile research results from other agencies which may be relevant to community planning in the District. If you have information which may be useful and can be shared on-line, e-mail strategic@southwaikato.govt.nz or phone 885 0705.



the South Waikato...

discover it... live it... love it...™

South Waikato's Strategic Framework

The 2005 South Waikato Needs Summit was the start of an ongoing discussion about working together to achieve Community Outcomes, including "who does what" and opportunities for joint planning in the future. At the next Needs Summit, being planned for late 2006, stakeholders will have access to better information about needs in the District and progress towards Community

Outcomes. A further issue is how to keep up the momentum and look at better ways for agencies to work together.

A central part of "who does what" is the high level strategies that drive community progress in the District. During 2006/07, Council is committed to initiating and updating several key strategies including the District Youth Strategy, Leisure Strategy, and Arts and Culture Strategy. The District Strategic Framework shows Council's view of the headline strategies for the District. This Framework will be refined over time through consultation and partnership with other agencies.

District Strategies

Economic

Economic Strategy
Employment Skills Strategy
Agency Plans

Social and Cultural

Youth Strategy
Arts and Culture Strategy
Leisure Strategy
Agency Plans

Environmental

District Plan
Land Transport Strategy
Agency Plans

Community Wellbeing

Community Outcomes

Prosperity for all
Standing tall together
Vibrant, growing communities
Towns we are proud of
A better environment for our children

Looking Ahead...

Council is thinking hard about what it means to be a Lead Partner in achieving South Waikato's Community Outcomes. If your organisation wants to be identified as a Lead Partner, or you would just like to share your ideas, contact Council's Strategic Planning Team.

Interested? Want to know more? Want to be involved?

To register:

E-mail: strategic@southwaikato.govt.nz

Phone: 0-7-885 0705

Mobile: 0-27-293 2575

Post: Private Bag 7, Tokoroa

Web: www.southwaikato.govt.nz/communityoutcomes



the South Waikato...

discover it...
live it... love it...TM